

6.2 Differential Equations: Growth and Decay

- Use separation of variables to solve a simple differential equation.
- Use exponential functions to model growth and decay in applied problems.

Differential Equations

In the preceding section, you learned to analyze visually the solutions of differential equations using slope fields and to approximate solutions numerically using Euler's Method. Analytically, you have learned to solve only two types of differential equations—those of the forms $y' = f(x)$ and $y'' = f(x)$. In this section, you will learn how to solve a more general type of differential equation. The strategy is to rewrite the equation so that each variable occurs on only one side of the equation. This strategy is called *separation of variables*. (You will study this strategy in detail in Section 6.3.)

EXAMPLE 1 Solving a Differential Equation

$$y' = \frac{2x}{y} \quad \text{Original equation}$$

$$yy' = 2x \quad \text{Multiply both sides by } y.$$

$$\int yy' dx = \int 2x dx \quad \text{Integrate with respect to } x.$$

$$\int y dy = \int 2x dx \quad dy = y' dx$$

$$\frac{1}{2}y^2 = x^2 + C_1 \quad \text{Apply Power Rule.}$$

$$y^2 - 2x^2 = C \quad \text{Rewrite, letting } C = 2C_1.$$

So, the general solution is given by $y^2 - 2x^2 = C$. ■

STUDY TIP You can use implicit differentiation to check the solution in Example 1.

Notice that when you integrate both sides of the equation in Example 1, you don't need to add a constant of integration to both sides. If you did, you would obtain the same result.

$$\begin{aligned} \int y dy &= \int 2x dx \\ \frac{1}{2}y^2 + C_2 &= x^2 + C_3 \\ \frac{1}{2}y^2 &= x^2 + (C_3 - C_2) \\ \frac{1}{2}y^2 &= x^2 + C_1 \end{aligned}$$

Some people prefer to use Leibniz notation and differentials when applying separation of variables. The solution of Example 1 is shown below using this notation.

$$\begin{aligned} \frac{dy}{dx} &= \frac{2x}{y} \\ y dy &= 2x dx \\ \int y dy &= \int 2x dx \\ \frac{1}{2}y^2 &= x^2 + C_1 \\ y^2 - 2x^2 &= C \end{aligned}$$

EXPLORATION

In Example 1, the general solution of the differential equation is

$$y^2 - 2x^2 = C.$$

Use a graphing utility to sketch the particular solutions for $C = \pm 2$, $C = \pm 1$, and $C = 0$. Describe the solutions graphically. Is the following statement true of each solution?

The slope of the graph at the point (x, y) is equal to twice the ratio of x and y .

Explain your reasoning. Are all curves for which this statement is true represented by the general solution?

Growth and Decay Models

In many applications, the rate of change of a variable y is proportional to the value of y . If y is a function of time t , the proportion can be written as follows.

Rate of change of y is proportional to y .

$$\frac{dy}{dt} = ky$$

The general solution of this differential equation is given in the following theorem.

THEOREM 6.1 EXPONENTIAL GROWTH AND DECAY MODEL

If y is a differentiable function of t such that $y > 0$ and $y' = ky$ for some constant k , then

$$y = Ce^{kt}.$$

C is the **initial value** of y , and k is the **proportionality constant**. **Exponential growth** occurs when $k > 0$, and **exponential decay** occurs when $k < 0$.

PROOF

$$y' = ky$$

Write original equation.

$$\frac{y'}{y} = k$$

Separate variables.

$$\int \frac{y'}{y} dt = \int k dt$$

Integrate with respect to t .

$$\int \frac{1}{y} dy = \int k dt$$

$$dy = y' dt$$

$$\ln y = kt + C_1$$

Find antiderivative of each side.

$$y = e^{kt}e^{C_1}$$

Solve for y .

$$y = Ce^{kt}$$

Let $C = e^{C_1}$.

So, all solutions of $y' = ky$ are of the form $y = Ce^{kt}$. Remember that you can differentiate the function $y = Ce^{kt}$ with respect to t to verify that $y' = ky$. ■

EXAMPLE 2 Using an Exponential Growth Model

The rate of change of y is proportional to y . When $t = 0$, $y = 2$, and when $t = 2$, $y = 4$. What is the value of y when $t = 3$?

Solution Because $y' = ky$, you know that y and t are related by the equation $y = Ce^{kt}$. You can find the values of the constants C and k by applying the initial conditions.

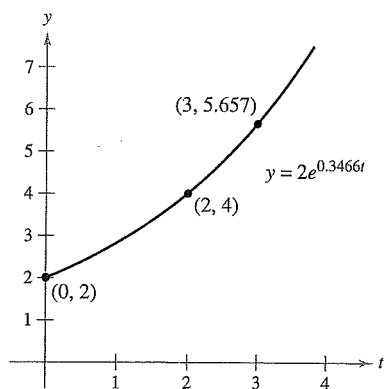
$$2 = Ce^0 \quad \Rightarrow \quad C = 2$$

When $t = 0$, $y = 2$.

$$4 = 2e^{2k} \quad \Rightarrow \quad k = \frac{1}{2} \ln 2 \approx 0.3466$$

When $t = 2$, $y = 4$.

So, the model is $y \approx 2e^{0.3466t}$. When $t = 3$, the value of y is $2e^{0.3466(3)} \approx 5.657$ (see Figure 6.8). ■



If the rate of change of y is proportional to y , then y follows an exponential model.

Figure 6.8

STUDY TIP Using logarithmic properties, note that the value of k in Example 2 can also be written as $\ln(\sqrt{2})$. So, the model becomes $y = 2e^{(\ln\sqrt{2})t}$, which can then be rewritten as $y = 2(\sqrt{2})^t$.

TECHNOLOGY Most graphing utilities have curve-fitting capabilities that can be used to find models that represent data. Use the *exponential regression* feature of a graphing utility and the information in Example 2 to find a model for the data. How does your model compare with the given model?

Radioactive decay is measured in terms of *half-life*—the number of years required for half of the atoms in a sample of radioactive material to decay. The rate of decay is proportional to the amount present. The half-lives of some common radioactive isotopes are shown below.

Uranium (^{238}U)	4,470,000,000 years
Plutonium (^{239}Pu)	24,100 years
Carbon (^{14}C)	5715 years
Radium (^{226}Ra)	1599 years
Einsteinium (^{254}Es)	276 days
Nobelium (^{257}No)	25 seconds

EXAMPLE 3 Radioactive Decay

Suppose that 10 grams of the plutonium isotope ^{239}Pu was released in the Chernobyl nuclear accident. How long will it take for the 10 grams to decay to 1 gram?

Solution Let y represent the mass (in grams) of the plutonium. Because the rate of decay is proportional to y , you know that

$$y = Ce^{kt}$$

where t is the time in years. To find the values of the constants C and k , apply the initial conditions. Using the fact that $y = 10$ when $t = 0$, you can write

$$10 = Ce^{k(0)} = Ce^0$$

which implies that $C = 10$. Next, using the fact that the half-life of ^{239}Pu is 24,100 years, you have $y = 10/2 = 5$ when $t = 24,100$, so you can write

$$5 = 10e^{k(24,100)}$$

$$\frac{1}{2} = e^{24,100k}$$

$$\frac{1}{24,100} \ln \frac{1}{2} = k$$

$$-0.000028761 \approx k.$$

So, the model is


$$y = 10e^{-0.000028761t} \quad \text{Half-life model}$$

To find the time it would take for 10 grams to decay to 1 gram, you can solve for t in the equation

$$1 = 10e^{-0.000028761t}.$$

The solution is approximately 80,059 years. ■

From Example 3, notice that in an exponential growth or decay problem, it is easy to solve for C when you are given the value of y at $t = 0$. The next example demonstrates a procedure for solving for C and k when you do not know the value of y at $t = 0$.



© LAZARENKO NIKOLAI/TAR-TASS/

NOTE The exponential decay model in Example 3 could also be written as $y = 10\left(\frac{1}{2}\right)^{t/24,100}$. This model is much easier to derive, but for some applications it is not as convenient to use.

EXAMPLE 4 Population Growth

Suppose an experimental population of fruit flies increases according to the law of exponential growth. There were 100 flies after the second day of the experiment and 300 flies after the fourth day. Approximately how many flies were in the original population?

Solution Let $y = Ce^{kt}$ be the number of flies at time t , where t is measured in days. Note that y is continuous whereas the number of flies is discrete. Because $y = 100$ when $t = 2$ and $y = 300$ when $t = 4$, you can write

$$100 = Ce^{2k} \quad \text{and} \quad 300 = Ce^{4k}.$$

From the first equation, you know that $C = 100e^{-2k}$. Substituting this value into the second equation produces the following.

$$300 = 100e^{-2k}e^{4k}$$

$$300 = 100e^{2k}$$

$$\ln 3 = 2k$$

$$\frac{1}{2} \ln 3 = k$$

$$0.5493 \approx k$$

So, the exponential growth model is

$$y = Ce^{0.5493t}.$$

To solve for C , reapply the condition $y = 100$ when $t = 2$ and obtain

$$100 = Ce^{0.5493(2)}$$

$$C = 100e^{-1.0986} \approx 33.$$

So, the original population (when $t = 0$) consisted of approximately $y = C = 33$ flies, as shown in Figure 6.9.

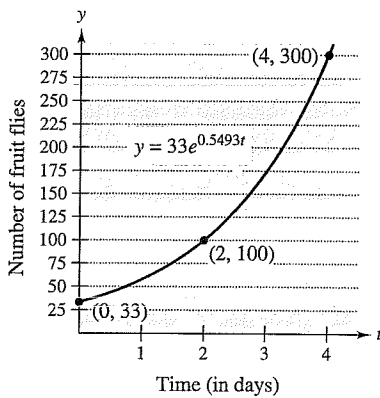


Figure 6.9

EXAMPLE 5 Declining Sales

Four months after it stops advertising, a manufacturing company notices that its sales have dropped from 100,000 units per month to 80,000 units per month. If the sales follow an exponential pattern of decline, what will they be after another 2 months?

Solution Use the exponential decay model $y = Ce^{kt}$, where t is measured in months. From the initial condition ($t = 0$), you know that $C = 100,000$. Moreover, because $y = 80,000$ when $t = 4$, you have

$$80,000 = 100,000e^{4k}$$

$$0.8 = e^{4k}$$

$$\ln(0.8) = 4k$$

$$-0.0558 \approx k.$$

So, after 2 more months ($t = 6$), you can expect the monthly sales rate to be

$$y \approx 100,000e^{-0.0558(6)}$$

$$\approx 71,500 \text{ units.}$$

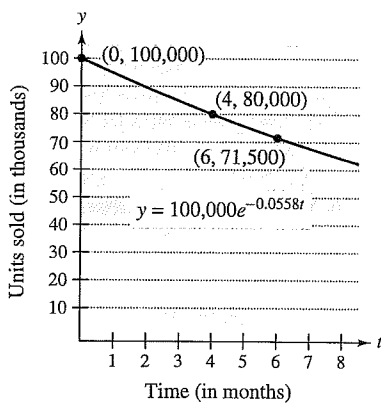


Figure 6.10

See Figure 6.10.

In Examples 2 through 5, you did not actually have to solve the differential equation

$$y' = ky.$$

(This was done once in the proof of Theorem 6.1.) The next example demonstrates a problem whose solution involves the separation of variables technique. The example concerns **Newton's Law of Cooling**, which states that the rate of change in the temperature of an object is proportional to the difference between the object's temperature and the temperature of the surrounding medium.

EXAMPLE 6 Newton's Law of Cooling

Let y represent the temperature (in $^{\circ}\text{F}$) of an object in a room whose temperature is kept at a constant 60° . If the object cools from 100° to 90° in 10 minutes, how much longer will it take for its temperature to decrease to 80° ?

Solution From Newton's Law of Cooling, you know that the rate of change in y is proportional to the difference between y and 60. This can be written as

$$y' = k(y - 60), \quad 80 \leq y \leq 100.$$

To solve this differential equation, use separation of variables, as follows.

$$\frac{dy}{dt} = k(y - 60) \quad \text{Differential equation}$$

$$\left(\frac{1}{y - 60}\right) dy = k dt \quad \text{Separate variables.}$$

$$\int \frac{1}{y - 60} dy = \int k dt \quad \text{Integrate each side.}$$

$$\ln|y - 60| = kt + C_1 \quad \text{Find antiderivative of each side.}$$

Because $y > 60$, $|y - 60| = y - 60$, and you can omit the absolute value signs. Using exponential notation, you have

$$y - 60 = e^{kt+C_1} \quad \Leftrightarrow \quad y = 60 + Ce^{kt}. \quad C = e^{C_1}$$

Using $y = 100$ when $t = 0$, you obtain $100 = 60 + Ce^{k(0)} = 60 + C$, which implies that $C = 40$. Because $y = 90$ when $t = 10$,

$$90 = 60 + 40e^{k(10)}$$

$$30 = 40e^{10k}$$

$$k = \frac{1}{10} \ln \frac{3}{4} \approx -0.02877.$$

So, the model is

$$y = 60 + 40e^{-0.02877t} \quad \text{Cooling model}$$

and finally, when $y = 80$, you obtain

$$80 = 60 + 40e^{-0.02877t}$$

$$20 = 40e^{-0.02877t}$$

$$\frac{1}{2} = e^{-0.02877t}$$

$$\ln \frac{1}{2} = -0.02877t$$

$$t \approx 24.09 \text{ minutes.}$$

So, it will require about 14.09 *more* minutes for the object to cool to a temperature of 80° (see Figure 6.11). ■

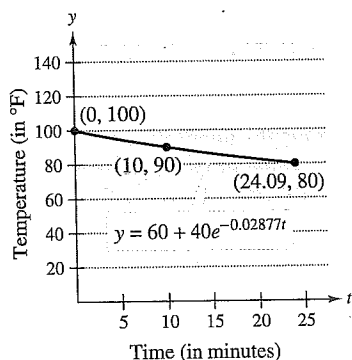


Figure 6.11

6.2 Exercises

See www.CalcChat.com for worked-out solutions to odd-numbered exercises.

In Exercises 1–10, solve the differential equation.

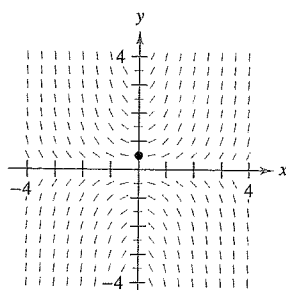
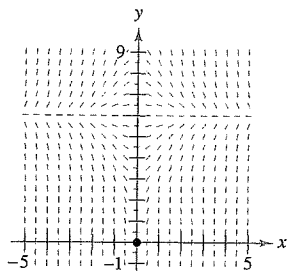
1. $\frac{dy}{dx} = x + 3$
2. $\frac{dy}{dx} = 6 - x$
3. $\frac{dy}{dx} = y + 3$
4. $\frac{dy}{dx} = 6 - y$
5. $y' = \frac{5x}{y}$
6. $y' = \frac{\sqrt{x}}{7y}$
7. $y' = \sqrt{x}y$
8. $y' = x(1 + y)$
9. $(1 + x^2)y' - 2xy = 0$
10. $xy + y' = 100x$

In Exercises 11–14, write and solve the differential equation that models the verbal statement.

11. The rate of change of Q with respect to t is inversely proportional to the square of t .
12. The rate of change of P with respect to t is proportional to $25 - t$.
13. The rate of change of N with respect to s is proportional to $500 - s$.
14. The rate of change of y with respect to x varies jointly as x and $L - y$.

Slope Fields In Exercises 15 and 16, a differential equation, a point, and a slope field are given. (a) Sketch two approximate solutions of the differential equation on the slope field, one of which passes through the given point. (b) Use integration to find the particular solution of the differential equation and use a graphing utility to graph the solution. Compare the result with the sketch in part (a). To print an enlarged copy of the graph, go to the website www.mathgraphs.com.

15. $\frac{dy}{dx} = x(6 - y)$, $(0, 0)$
16. $\frac{dy}{dx} = xy$, $(0, \frac{1}{2})$



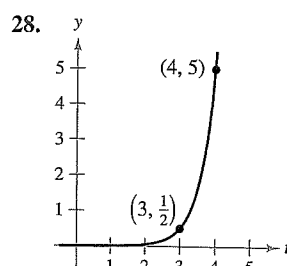
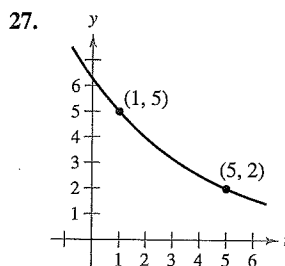
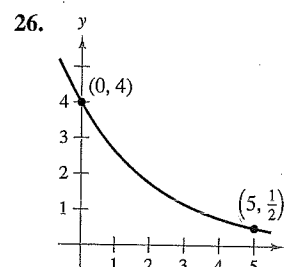
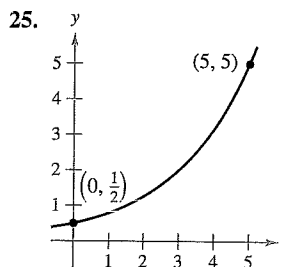
In Exercises 17–20, find the function $y = f(t)$ passing through the point $(0, 10)$ with the given first derivative. Use a graphing utility to graph the solution.

17. $\frac{dy}{dt} = \frac{1}{2}t$
18. $\frac{dy}{dt} = -\frac{3}{4}\sqrt{t}$
19. $\frac{dy}{dt} = -\frac{1}{2}y$
20. $\frac{dy}{dt} = \frac{3}{4}y$

In Exercises 21–24, write and solve the differential equation that models the verbal statement. Evaluate the solution at the specified value of the independent variable.

21. The rate of change of y is proportional to y . When $x = 0$, $y = 6$, and when $x = 4$, $y = 15$. What is the value of y when $x = 8$?
22. The rate of change of N is proportional to N . When $t = 0$, $N = 250$, and when $t = 1$, $N = 400$. What is the value of N when $t = 4$?
23. The rate of change of V is proportional to V . When $t = 0$, $V = 20,000$, and when $t = 4$, $V = 12,500$. What is the value of V when $t = 6$?
24. The rate of change of P is proportional to P . When $t = 0$, $P = 5000$, and when $t = 1$, $P = 4750$. What is the value of P when $t = 5$?

In Exercises 25–28, find the exponential function $y = Ce^{kt}$ that passes through the two given points.



WRITING ABOUT CONCEPTS

29. Describe what the values of C and k represent in the exponential growth and decay model, $y = Ce^{kt}$.
30. Give the differential equation that models exponential growth and decay.

In Exercises 31 and 32, determine the quadrants in which the solution of the differential equation is an increasing function. Explain. (Do not solve the differential equation.)

31. $\frac{dy}{dx} = \frac{1}{2}xy$
32. $\frac{dy}{dx} = \frac{1}{2}x^2y$

Radioactive Decay In Exercises 33–40, complete the table for the radioactive isotope.

Isotope	Half-Life (in years)	Initial Quantity	Amount After 1000 Years	Amount After 10,000 Years
33. ^{226}Ra	1599	20 g		
34. ^{226}Ra	1599		1.5 g	
35. ^{226}Ra	1599			0.1 g
36. ^{14}C	5715			3 g
37. ^{14}C	5715	5 g		
38. ^{14}C	5715		1.6 g	
39. ^{239}Pu	24,100		2.1 g	
40. ^{239}Pu	24,100			0.4 g

41. **Radioactive Decay** Radioactive radium has a half-life of approximately 1599 years. What percent of a given amount remains after 100 years?
42. **Carbon Dating** Carbon-14 dating assumes that the carbon dioxide on Earth today has the same radioactive content as it did centuries ago. If this is true, the amount of ^{14}C absorbed by a tree that grew several centuries ago should be the same as the amount of ^{14}C absorbed by a tree growing today. A piece of ancient charcoal contains only 15% as much of the radioactive carbon as a piece of modern charcoal. How long ago was the tree burned to make the ancient charcoal? (The half-life of ^{14}C is 5715 years.)

Compound Interest In Exercises 43–48, complete the table for a savings account in which interest is compounded continuously.

	Initial Investment	Annual Rate	Time to Double	Amount After 10 Years
43.	\$4000	6%		
44.	\$18,000	$5\frac{1}{2}\%$		
45.	\$750		$7\frac{3}{4}$ yr	
46.	\$12,500		5 yr	
47.	\$500			\$1292.85
48.	\$2000			\$5436.56

Compound Interest In Exercises 49–52, find the principal P that must be invested at rate r , compounded monthly, so that \$1,000,000 will be available for retirement in t years.

49. $r = 7\frac{1}{2}\%$, $t = 20$ 50. $r = 6\%$, $t = 40$
 51. $r = 8\%$, $t = 35$ 52. $r = 9\%$, $t = 25$

Compound Interest In Exercises 53–56, find the time necessary for \$1000 to double if it is invested at a rate of r compounded (a) annually, (b) monthly, (c) daily, and (d) continuously.

53. $r = 7\%$ 54. $r = 6\%$
 55. $r = 8.5\%$ 56. $r = 5.5\%$

Population In Exercises 57–61, the population (in millions) of a country in 2007 and the expected continuous annual rate of change k of the population are given. (Source: U.S. Census Bureau, International Data Base)

- (a) Find the exponential growth model $P = Ce^{kt}$ for the population by letting $t = 0$ correspond to 2000.
 (b) Use the model to predict the population of the country in 2015.
 (c) Discuss the relationship between the sign of k and the change in population for the country.

Country	2007 Population	k
57. Latvia	2.3	-0.006
58. Egypt	80.3	0.017
59. Paraguay	6.7	0.024
60. Hungary	10.0	-0.003
61. Uganda	30.3	0.036

CAPSTONE

62. (a) Suppose an insect population increases by a constant number each month. Explain why the number of insects can be represented by a linear function.
 (b) Suppose an insect population increases by a constant percentage each month. Explain why the number of insects can be represented by an exponential function.


63. **Modeling Data** One hundred bacteria are started in a culture and the number N of bacteria is counted each hour for 5 hours. The results are shown in the table, where t is the time in hours.

t	0	1	2	3	4	5
N	100	126	151	198	243	297

- (a) Use the regression capabilities of a graphing utility to find an exponential model for the data.
 (b) Use the model to estimate the time required for the population to quadruple in size.
64. **Bacteria Growth** The number of bacteria in a culture is increasing according to the law of exponential growth. There are 125 bacteria in the culture after 2 hours and 350 bacteria after 4 hours.
- (a) Find the initial population.
 (b) Write an exponential growth model for the bacteria population. Let t represent time in hours.
 (c) Use the model to determine the number of bacteria after 8 hours.
 (d) After how many hours will the bacteria count be 25,000?
65. **Learning Curve** The management at a certain factory has found that a worker can produce at most 30 units in a day. The learning curve for the number of units N produced per day after a new employee has worked t days is $N = 30(1 - e^{-kt})$. After 20 days on the job, a particular worker produces 19 units.


- (a) Find the learning curve for this worker.
 (b) How many days should pass before this worker is producing 25 units per day?

66. Learning Curve If the management in Exercise 65 requires a new employee to produce at least 20 units per day after 30 days on the job, find (a) the learning curve that describes this minimum requirement and (b) the number of days before a minimal achiever is producing 25 units per day.

 **67. Modeling Data** The table shows the populations P (in millions) of the United States from 1960 to 2000. (Source: U.S. Census Bureau)

Year	1960	1970	1980	1990	2000
Population, P	181	205	228	250	282

- (a) Use the 1960 and 1970 data to find an exponential model P_1 for the data. Let $t = 0$ represent 1960.
 (b) Use a graphing utility to find an exponential model P_2 for all the data. Let $t = 0$ represent 1960.
 (c) Use a graphing utility to plot the data and graph models P_1 and P_2 in the same viewing window. Compare the actual data with the predictions. Which model better fits the data?
 (d) Estimate when the population will be 320 million.

 **68. Modeling Data** The table shows the net receipts and the amounts required to service the national debt (interest on Treasury debt securities) of the United States from 2001 through 2010. The years 2007 through 2010 are estimated, and the monetary amounts are given in billions of dollars. (Source: U.S. Office of Management and Budget)

Year	2001	2002	2003	2004	2005
Receipts	1991.4	1853.4	1782.5	1880.3	2153.9
Interest	359.5	332.5	318.1	321.7	352.3

Year	2006	2007	2008	2009	2010
Receipts	2407.3	2540.1	2662.5	2798.3	2954.7
Interest	405.9	433.0	469.9	498.0	523.2

- (a) Use the regression capabilities of a graphing utility to find an exponential model R for the receipts and a quartic model I for the amount required to service the debt. Let t represent the time in years, with $t = 1$ corresponding to 2001.
 (b) Use a graphing utility to plot the points corresponding to the receipts, and graph the exponential model. Based on the model, what is the continuous rate of growth of the receipts?
 (c) Use a graphing utility to plot the points corresponding to the amounts required to service the debt, and graph the quartic model.
 (d) Find a function $P(t)$ that approximates the percent of the receipts that is required to service the national debt. Use a graphing utility to graph this function.

69. Sound Intensity The level of sound β (in decibels) with an intensity of I is $\beta(I) = 10 \log_{10}(I/I_0)$, where I_0 is an intensity of 10^{-16} watt per square centimeter, corresponding roughly to the faintest sound that can be heard. Determine $\beta(I)$ for the following.

- (a) $I = 10^{-14}$ watt per square centimeter (whisper)
 (b) $I = 10^{-9}$ watt per square centimeter (busy street corner)
 (c) $I = 10^{-6.5}$ watt per square centimeter (air hammer)
 (d) $I = 10^{-4}$ watt per square centimeter (threshold of pain)

70. Noise Level With the installation of noise suppression materials, the noise level in an auditorium was reduced from 93 to 80 decibels. Use the function in Exercise 69 to find the percent decrease in the intensity level of the noise as a result of the installation of these materials.

71. Forestry The value of a tract of timber is $V(t) = 100,000e^{0.8\sqrt{t}}$, where t is the time in years, with $t = 0$ corresponding to 2008. If money earns interest continuously at 10%, the present value of the timber at any time t is $A(t) = V(t)e^{-0.10t}$. Find the year in which the timber should be harvested to maximize the present value function.

72. Earthquake Intensity On the Richter scale, the magnitude R of an earthquake of intensity I is

$$R = \frac{\ln I - \ln I_0}{\ln 10}$$

where I_0 is the minimum intensity used for comparison. Assume that $I_0 = 1$.

- (a) Find the intensity of the 1906 San Francisco earthquake ($R = 8.3$).
 (b) Find the factor by which the intensity is increased if the Richter scale measurement is doubled.
 (c) Find dR/dI .

73. Newton's Law of Cooling When an object is removed from a furnace and placed in an environment with a constant temperature of 80°F , its core temperature is 1500°F . One hour after it is removed, the core temperature is 1120°F . Find the core temperature 5 hours after the object is removed from the furnace.

74. Newton's Law of Cooling A container of hot liquid is placed in a freezer that is kept at a constant temperature of 20°F . The initial temperature of the liquid is 160°F . After 5 minutes, the liquid's temperature is 60°F . How much longer will it take for its temperature to decrease to 30°F ?

True or False? In Exercises 75–78, determine whether the statement is true or false. If it is false, explain why or give an example that shows it is false.

- 75.** In exponential growth, the rate of growth is constant.
76. In linear growth, the rate of growth is constant.
77. If prices are rising at a rate of 0.5% per month, then they are rising at a rate of 6% per year.
78. The differential equation modeling exponential growth is $dy/dx = ky$, where k is a constant.